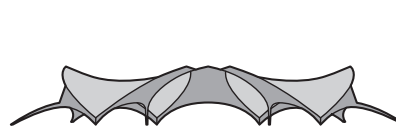
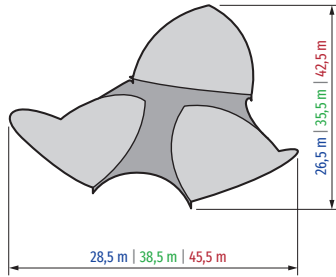




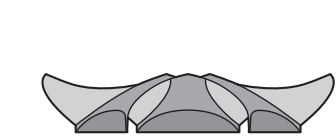
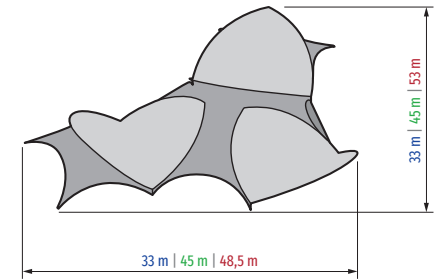
OPEN

Covered area 405 m<sup>2</sup> | 801 m<sup>2</sup> | 1155 m<sup>2</sup>



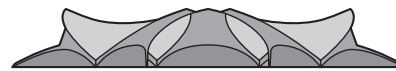
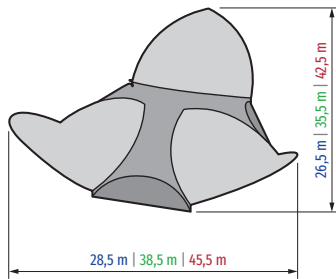
CLOSED ON TWO SIDES - OPEN ARCHES

Covered area 441 m<sup>2</sup> | 891 m<sup>2</sup> | 1289 m<sup>2</sup>



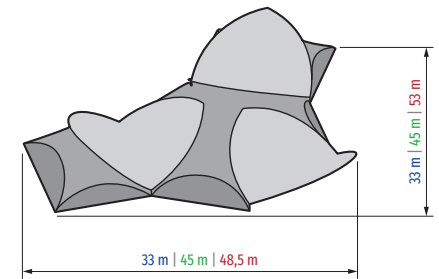
OPEN - CLOSED ARCHES

Covered area 459 m<sup>2</sup> | 869 m<sup>2</sup> | 1240 m<sup>2</sup>



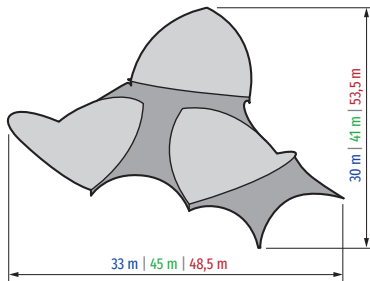
CLOSED ON TWO SIDES - CLOSED ARCHES

Covered area 539 m<sup>2</sup> | 1059 m<sup>2</sup> | 1514 m<sup>2</sup>



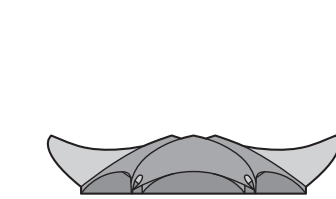
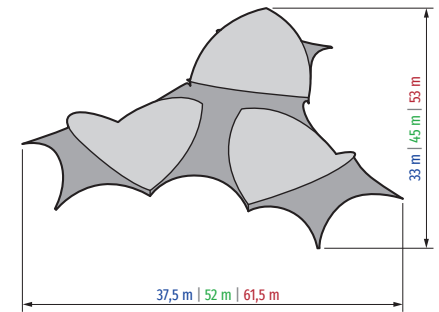
CLOSED ON ONE SIDE - OPEN ARCHES

Covered area 423 m<sup>2</sup> | 846 m<sup>2</sup> | 1229 m<sup>2</sup>



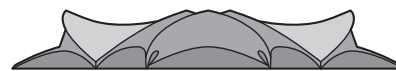
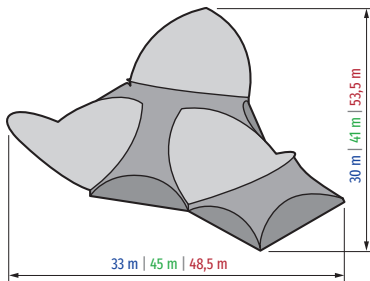
CLOSED - OPEN ARCHES

Covered area 459 m<sup>2</sup> | 936 m<sup>2</sup> | 1356 m<sup>2</sup>



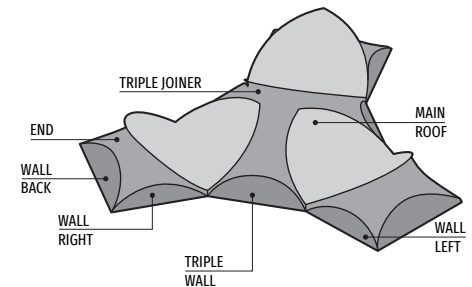
CLOSED ON ONE SIDE - CLOSED ARCHES

Covered area 499 m<sup>2</sup> | 964 m<sup>2</sup> | 1377 m<sup>2</sup>



CLOSED - CLOSED ARCHES

Covered area 579 m<sup>2</sup> | 1154 m<sup>2</sup> | 1651 m<sup>2</sup>



**TRIPLE VARIANT OES  
SYSTEM OVERVIEW**

For construction 1.50 meters additional place on all sides is needed.

