







1		90 m ² 190 m ² 286 m ²	108 m ² 235 m ² 353 m ²	126 m ² 280 m ² 420 m ²	130 m ² 285 m ² 423 m ²	170 m ² 380 m ² 560 m ²
2		88 m ² 188 m ² 285 m ²	101 m ² 229 m ² 341 m ²	114 m ² 270 m ² 397 m ²	103 m ² 235 m ² 357 m ²	118 m ² 282 m ² 429 m ²
3		125 PAX 268 PAX 407 PAX	144 PAX 327 PAX 487 PAX	162 PAX 385 PAX 567 PAX	147 PAX 335 PAX 510 PAX	168 PAX 402 PAX 612 PAX
4		40 PAX 85 PAX 129 PAX	45 PAX 104 PAX 153 PAX	51 PAX 122 PAX 180 PAX	46 PAX 106 PAX 162 PAX	53 PAX 128 PAX 195 PAX
5		97 PAX 208 PAX 316 PAX	112 PAX 254 PAX 378 PAX	126 PAX 300 PAX 441 PAX	114 PAX 261 PAX 396 PAX	131 PAX 313 PAX 476 PAX
6		73 PAX 156 PAX 237 PAX	84 PAX 190 PAX 284 PAX	95 PAX 225 PAX 330 PAX	85 PAX 195 PAX 297 PAX	98 PAX 235 PAX 357 PAX
7		176 PAX 376 PAX 570 PAX	202 PAX 458 PAX 682 PAX	228 PAX 540 PAX 794 PAX	206 PAX 470 PAX 714 PAX	236 PAX 564 PAX 858 PAX

CALCULATION FACTORS:

- 1 Covered area
- 2 Acreage = area with an height > 2 m
- 3 Beertent sets for 8 persons 0,7 m² per person
- 4 Table 1.7 meters Ø with 10 chairs 2,2 m² per person
- 5 Chair 52 x 52 cm + 5cm distance in line 0,9 m² per person
- 6 Bar table 80cm, 6 persons 1,2 m² per person
- 7 Standing persons 0,5 m² per person

The individual equipment options were calculated on a respective total floor space, including service area and aisles. Not included are other installations such as stage, kitchen, decoration, etc. Therefore, the information can only serve as a theoretical and non-binding guide. We would likely be at your disposal for planning that comes up your requirements.

**SINGLE VARIANT OES
PLANNING HELP**

OPERA
10X12

OPERA
15X17

OPERA
18X21