






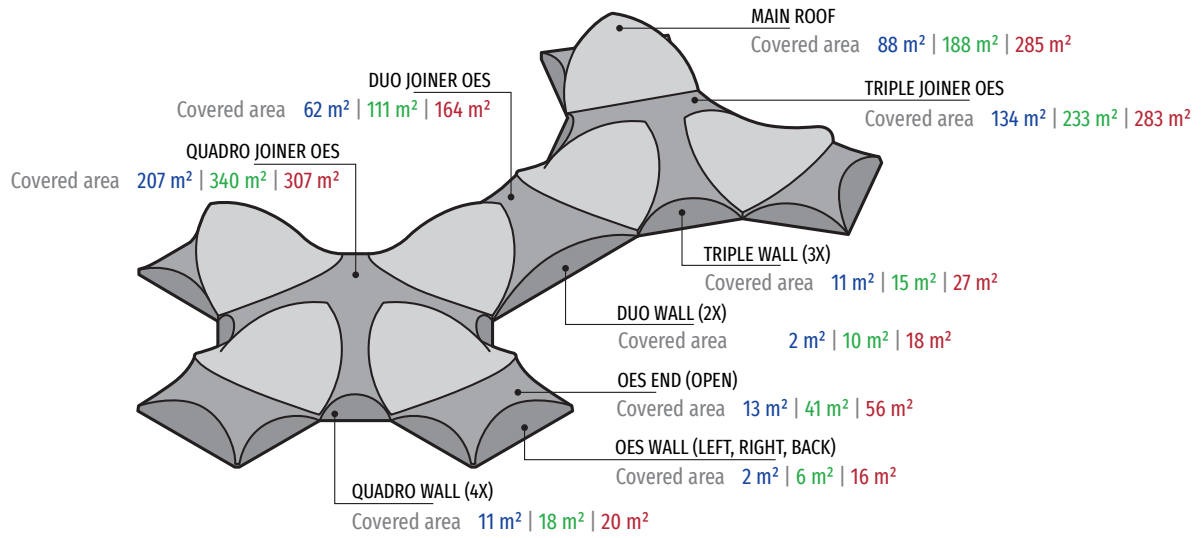

1		1374 m ² 2561 m ² 3684 m ²
2		1118 m ² 2278 m ² 3319 m ²
3		1597 PAX 3254 PAX 4741 PAX
4		508 PAX 1035 PAX 1508 PAX
5		1242 PAX 2531 PAX 3687 PAX
6		931 PAX 1898 PAX 2765 PAX
7		2236 PAX 4556 PAX 6638 PAX



CALCULATION EXAMPLE
OF AN MULTI COVERED AREA
(QUADRO + DUO + TRIPLE IN SIZE 18X21)

7 Main roofs	a´ 285 m ²	= 1995 m ²
5 x OES end OES closed	á 72 m ²	= 360 m ²
1 x Quadro joiner closed	a´ 327 m ²	= 327 m ²
1 x Duo joiner closed	a´ 182 m ²	= 182 m ²
1 x Triple joiner closed	a´ 310 m ²	= 310 m ²
Total useful area:		3174 m²

CALCULATION FACTORS:

- 1 Covered area
- 2 Acreage = area with an height > 2 m
- 3 Beertent sets for 8 persons 0,7 m² per person
- 4 Table 1.7 meters Ø with 10 chairs 2,2 m² per person
- 5 Chair 52 x 52 cm + 5cm distance in line 0,9 m² per person
- 6 Bar table 80cm, 6 persons 1,2 m² per person
- 7 Standing persons 0,5 m² per person

The individual equipment options were calculated on a respective total floor space, including service area and aisles. Not included are other installations such as stage, kitchen, decoration, etc. Therefore, the information can only serve as a theoretical and non-binding guide. We would likely to be at your disposal for planning that comes up your requirements.

**MULTI VARIANT OES
PLANNING HELP**

OPERA
10X12

OPERA
15X17

OPERA
18X21