





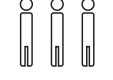

1		243 m ² 492 m ² 740 m ²	261 m ² 537 m ² 807 m ²	279 m ² 582 m ² 874 m ²	268 m ² 532 m ² 798 m ²	308 m ² 627 m ² 935 m ²	348 m ² 722 m ² 1072 m ²
2		238 m ² 487 m ² 734 m ²	251 m ² 528 m ² 790 m ²	264 m ² 569 m ² 846 m ²	260 m ² 497 m ² 752 m ²	255 m ² 544 m ² 824 m ²	270 m ² 591 m ² 896 m ²
3		340 PAX 695 PAX 1048 PAX	258 PAX 755 PAX 1128 PAX	377 PAX 812 PAX 1208 PAX	371 PAX 710 PAX 1074 PAX	364 PAX 777 PAX 1177 PAX	385 PAX 844 PAX 1280 PAX
4		108 PAX 221 PAX 333 PAX	114 PAX 240 PAX 359 PAX	120 PAX 258 PAX 384 PAX	118 PAX 225 PAX 341 PAX	115 PAX 247 PAX 374 PAX	122 PAX 268 PAX 407 PAX
5		264 PAX 541 PAX 815 PAX	278 PAX 586 PAX 877 PAX	293 PAX 632 PAX 940 PAX	288 PAX 552 PAX 835 PAX	283 PAX 604 PAX 915 PAX	300 PAX 656 PAX 995 PAX
6		198 PAX 405 PAX 611 PAX	209 PAX 440 PAX 658 PAX	220 PAX 474 PAX 705 PAX	216 PAX 414 PAX 626 PAX	212 PAX 453 PAX 686 PAX	225 PAX 492 PAX 746 PAX
7		476 PAX 974 PAX 1468 PAX	502 PAX 1056 PAX 1580 PAX	528 PAX 1138 PAX 1692 PAX	520 PAX 994 PAX 1504 PAX	510 PAX 1088 PAX 1648 PAX	540 PAX 1182 PAX 1792 PAX

CALCULATION FACTORS:

- 1 Covered area
- 2 Acreage = area with an height > 2 m
- 3 Beertent sets for 8 persons 0,7 m² per person
- 4 Table 1.7 meters Ø with 10 chairs 2,2 m² per person
- 5 Chair 52 x 52 cm + 5cm distance in line 0,9 m² per person
- 6 Bar table 80cm, 6 persons 1,2 m² per person
- 7 Standing persons 0,5 m² per person

The individual equipment options were calculated on a respective total floor space, including service area and aisles. Not included are other installations such as stage, kitchen, decoration, etc. Therefore, the information can only serve as a theoretical and non-binding guide. We would likely be at your disposal for planning that comes up your requirements.

**DUO VARIANT OES
PLANNING HELP**

OPERA
10X12

OPERA
15X17

OPERA
18X21